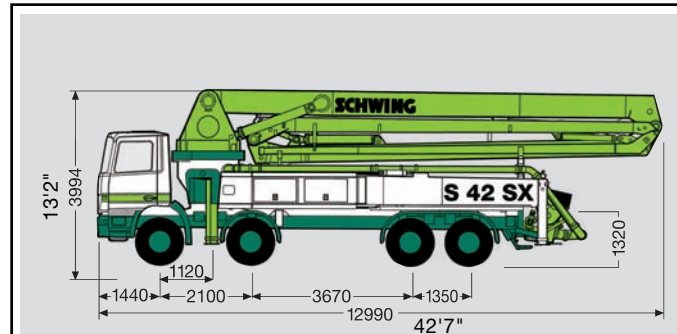


Technical data:



Concrete pump	Model	P 2023	P 2525 H
Max. concrete output, theor.	cu/yd/hr / m ³ /h	196/150	213/163
Max. concrete pressure	psi/bars	1378/95	1233/85
Max. number of strokes	per min.	30	22
Pumping cylinder (∅ x stroke)	in. mm	9" x 79 " 230 x 2000	10" x 98 " 250 x 2500
Placing boom	Model	S 42 SX	
Delivery line diameter		DN 125	
Length of end hose	ft./m	12.5/4	
Vertical reach	ft./m	137/41.80	
Horizontal reach from center of slewing axis	ft./m	125/38.05	
Number of articulations		4	
Lifting angle		93°	
1st folding angle		175°	
2nd folding angle		180°	
3rd folding angle		240°	
Slewing range		370°	

Truck-mounted concrete pump

S 42 SX


SCHWING

SCHWING GmbH
P.O. Box 200362
D-44647 Herne/Germany
☎ (0)2325/987-0
Fax (0)2325/72922
E-Mail: info@schwing.de
http://www.schwing.de

SCHWING America, Inc.
5900 Centerville Rd.
St. Paul, MN 55127
Ph: 651 429-0999
Fax: 651 429-3464
http://www.schwing.com

Subject to modifications in the interest of technical progress. The exact standard scope of delivery is detailed in the offer.

The successful, field-proven 42 m boom: now with the stabilizing system of the future.

Coordination of load moment, structural weight and stabilizing width is a vital factor in large-boom truck-mounted concrete pumps, determining onsite space requirements. With conventional designs, the necessary effective spans of 8 m or more are dependent on folding outriggers. Unfolding these takes up considerable space,

a commodity in short supply on today's confined sites. With this in mind, SCHWING has now upgraded its successful, field-proven standard boom, the KVM 42, with the modern SX stabilizing system. Arc-shaped outriggers are located in longitudinal direction on the vehicle frame, allowing

them to be longer. As they telescope on an orbital path, they are extended laterally and forward **simultaneously** in the same way as the linear X-stabilizer. The primary advantage is that the stabilizers are positioned parallel to each other and not one above the other as with the linear X-stabilizer. This is the only means of achieving

effective spans of 8 m or more. This layout also makes way for a lower structural height, leaving room for the installation of pump assemblies with an extra long stroke. That accounts for the other name given to this stabilizing system: the **Super-X stabilizer**, in brief the "SX".

The opportunity to install pump assemblies with a high maximum output of up to 163 m³/h offers the owner special benefits with a low stroke rate during the concreting operation, meaning less wear, low fuel requirements, and a steady end hose during pumping. The heart of the concrete pump is the Rock valve, a model of

pumping qualities, wear performance and operational dependability. The Rock valve and the integrated SCHWING automatic seal are patented worldwide.

The SX stabilizer has also allowed the entire superstructure to be completely redesigned. It is now characterized by its

streamlining, its generous stowage space for the pump accessories, and smooth, large-area panel-work. In practice this means: working safety and efficient, fast cleaning of the entire superstructure. And even the unproblematic, operator-friendly 42 m placing boom with its successful 4-section roll-and-

fold system excels itself with this concept. A structural concept that will have a major impact on the design of large-boom concrete pumps for many years to come.



Convincing technology – the SCHWING S 42 SX in everyday operation.



SCHWING **EASy** – our optional single-sided set-up for fail-safe operation when the pump can only be stabilized on one side. An absolute must for machines that need

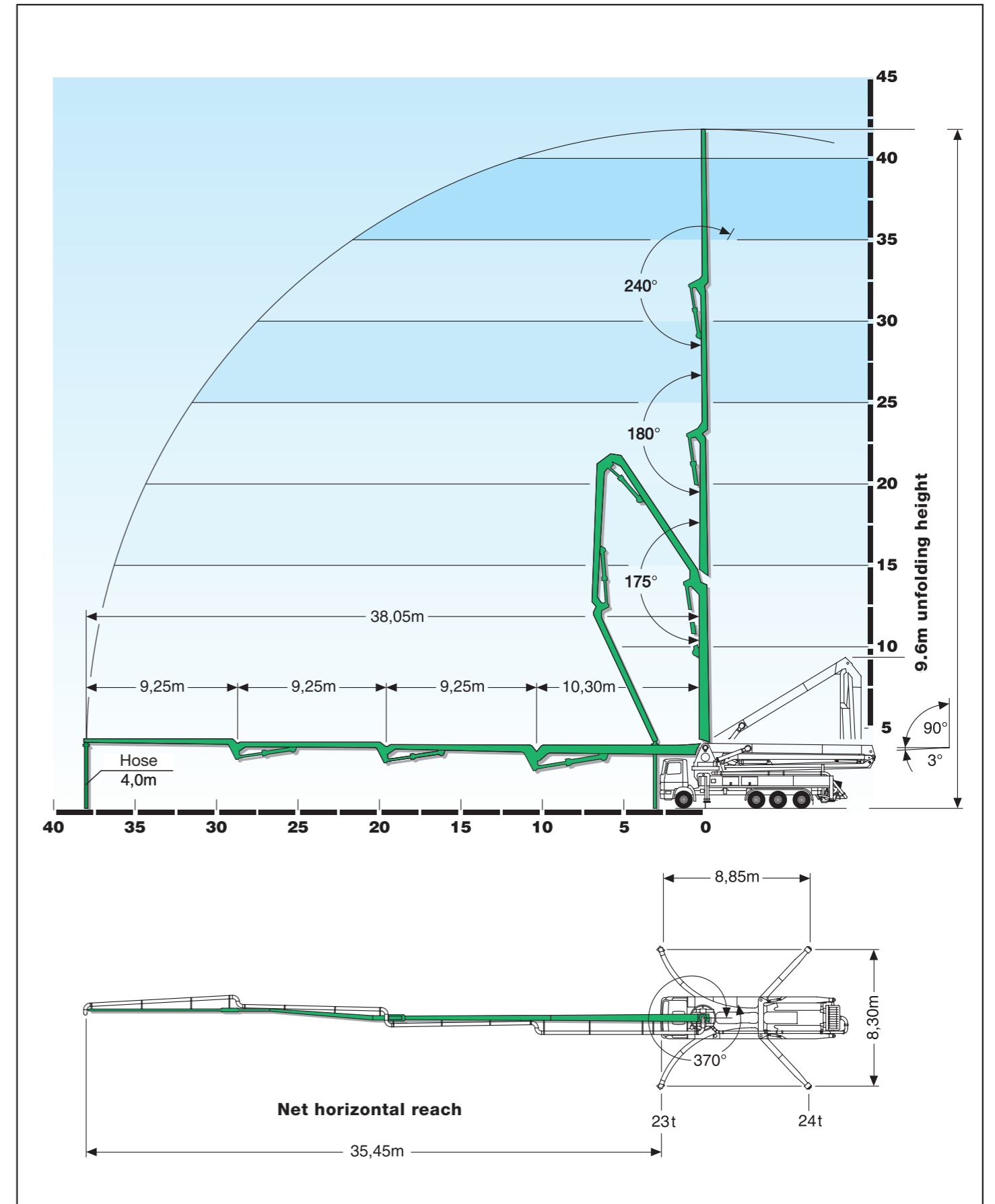
to work in narrow city streets or on restricted sites. The **EASy** system is tested and certified by German liability insurers (BIA).

It's easy to see how the design principle of the Super-X outriggers makes room for the impressive


long-stroke battery, and at the same time makes for an uncluttered superstructure.



The proven SCHWING 42 m boom and its work range.



S 42 SX: large boom pump with no folding outriggers at the front. Only 8.3 m stabilizing width.



Pump mechanics know the feeling. In many cases the ideal working position just isn't on the cards with large-boom pumps. Confined sites, fences, walls, trees and so on prevent the front outriggers from being unfolded. Such site conditions cease to be a worst-case scenario with the SCHWING SX stabilizing system, thanks to

the telescoping front outriggers. This system not only makes for short set-up times but can also add decisively to the working range of the placing boom.

After all, the closer you get, the greater the advantages are!

The days are now past where heavy slew/telescope outriggers took up not only room on the jobsite, but also valuable space on the concrete pump. One cylinder plus actuation for outrigger slew. One cylinder plus actuation for telescoping. Two slider sections with their friction and wear areas. And that not to mention the weight concerned!

Now only one moving part is needed – and therefore only one actuator. Even the hydraulic cylinder has disappeared, to be replaced by a low maintenance high-performance cable pull. Naturally the multitude of hoses, fittings and valves has also disappeared, along with the tedious greasing of pins and bushings.

The cylinder for the outrigger leg is fully protected inside its strong square tube. And the foot plate is rigidly welded onto the extension tube to eliminate any risk of it slipping or of the cylinder rod getting damaged.

Clearly visible in the sketch is the strong, full-length twin frame that conducts all boom and pump reaction forces safely into the outriggers and then into the ground.

The one-piece stabilizer arms (front and rear) achieve a further goal by eliminating the mid-way telescope points that lead to undesirable machine "bounce".

The rear right-hand outrigger is purpose designed as a water tank. The rear left arm can be equipped as a booster tank for diesel fuel (optional).

Long-stroke pump battery and E-Rock – a new dimension in concrete pumping.

Long-stroke pump battery

In addition to the obvious advantages in outrigger technology, our SX pattern has made it possible to build a real long-stroke pump battery into a concrete pump. At SCHWING, that means a battery with 2.5 m stroke!

In such a battery, the swept volume of each concrete cylinder is so large that the max. pumping volume of 163 m³/h can be achieved with only 22 strokes.

On every-day jobs, where the average output lies by round about 75 m³/h, the stroking rate drops to an astonishing 12 per minute. And that means correspondingly low wear costs per m³ of concrete pumped.

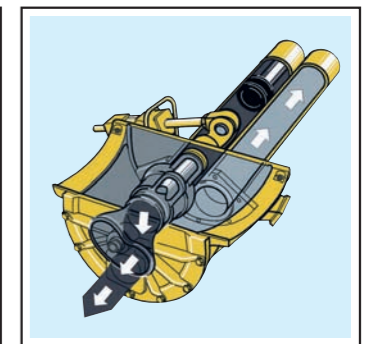
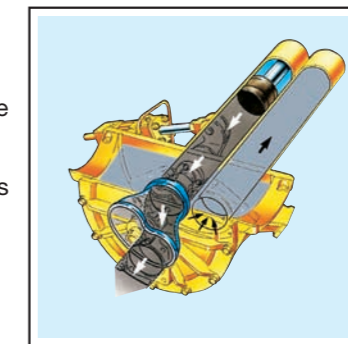
Technical harmony – the P 2525 H long-stroke battery combined with the E-Rock.

Concrete flows from the 250 mm diameter cylinders through the lengthened and widened Rock without any corners or bottlenecks and without energy-consuming congestion.

The ROCK

Standard, G-Rock or E-Rock? The standard Rock is the classic valve that stands for efficiency and economy in concrete pumping circles.

The G-Rock is the extended version of the standard Rock and is especially suitable for difficult, stiff concrete mixes. The E-Rock is extended and widened to become the ideal complement for the long-stroke battery 2525 H with 250 mm concrete cylinders. Carbide wear parts available on option to provide even longer service lives.



Loads of stowage room, fold-up steps, a lockable hopper hood, working lights and numerous safety devices in the CE version.

The standard version of a machine that has more to offer than normal.



Radio remote control in combination with proportional boom hydraulics for finger-tip easy control without overshooting. SCHWING MPS 2-circuit hydraulics for concrete pump ensure quiet and fast shifting of the Rock and thereby keep the end hose nice and steady.

